

**NOT IN OUR
COMMUNITY
INTERACT**

Know the signs -
Real stories - Get help

HOW TO GUIDE

Student Guide



www.notinourcommunity.org/nioc-interact



HOW TO GUIDE



Welcome to NIOC Interact

All NIOC films are based on real life events and many are co-produced with survivors of exploitation.

Before logging on, understand that NIOC Interact contains language that some users might find offensive as well as themes including sexual abuse and violence that some users might find distressing.

NIOC Interact should not be used by children and young people without the support and consent of a responsible adult.

If you are worried about any of the issues raised or need help, go to www.notinourcommunity.org and choose **"Who can help?"**.

HOW TO GUIDE

**NOT IN OUR
COMMUNITY
INTERACT**

Know the signs -
Real stories - Get help

Creating an account

1. Go to www.notinourcommunity.org
2. Choose NIOC Interact at the top right in the menu.
3. Select INDIVIDUAL STUDENT from the three options provided.
4. Then select the year group that is applicable to you and fill in the form to create your individual student account.
5. Please Note: You will need access to your email account in order to confirm and activate your new account.

The screenshot shows the homepage of the Not In Our Community website. At the top is a blue navigation bar with the logo on the left and links for 'CHOOSE YOUR SECTION', 'OUR CAMPAIGN', 'WHO CAN HELP?', and 'NIOC INTERACT' on the right. Below the navigation bar is a large blue banner with white text explaining the platform's purpose. Underneath the banner is a grey box with a message about creating an account. Below this is a question 'What kind of user are you?' followed by three image-based buttons: 'INDIVIDUAL STUDENT' (highlighted with a red border), 'TEACHERS', and 'CARERS/SOCIAL WORKERS'. At the bottom is a blue 'GET HELP' button with a warning message.

**NOT IN OUR
COMMUNITY**

CHOOSE YOUR SECTION OUR CAMPAIGN WHO CAN HELP? NIOC INTERACT

Not In Our Community's e-learning platform created to help users learn interactively through short films in order to protect themselves and friends from grooming leading to sexual and criminal exploitation, including County Lines exploitation.

To access all resources for free you first need to create an account.

What kind of user are you?

INDIVIDUAL STUDENT TEACHERS CARERS/SOCIAL WORKERS

GET HELP

If you or someone you know is in immediate danger please dial 999.

This screenshot shows the 'Individual Young Person' selection screen. It features a blue header with the logo and navigation links. Below the header is a blue box with the title 'Individual Young Person'. Underneath is a grey box asking 'What is your current School Year Group?'. Below this are three image-based buttons for 'YEAR 6', 'YEAR 7 - 9', and 'YEAR 10 - 11'. At the bottom is a blue 'GET HELP' button with a warning message.

**NOT IN OUR
COMMUNITY**

CHOOSE YOUR SECTION OUR CAMPAIGN WHO CAN HELP? NIOC INTERACT

Individual Young Person

What is your current School Year Group?

YEAR 6 YEAR 7 - 9 YEAR 10 - 11

GET HELP

If you or someone you know is in immediate danger please dial 999.

If you need help and advice call childline 0800 1111 or text the missing persons helpline 116 000.

If you have concerns about a young person who might be at risk or someone you suspect is an offender call your local police on 101.

HOW TO GUIDE

**NOT IN OUR
COMMUNITY
INTERACT**
Know the signs -
Real stories - Get help

Completing a course

1. Go to www.notinourcommunity.org and login to your account using the NIOC Interacts menu in the top right.
2. On the courses screen select the course you wish to complete.
3. From here you can work through the course content.
 - You will have to work through the story content in order and videos must be watched for each part before you can access the related questions.
 - If you get a question wrong or would like more information about the answer, click the feedback button for a detailed explanation of the answers.
 - The story questions are not part of the course grade, therefore it is not critical that all of these are correct.
 - Your progress will always be saved, so feel free to leave and come back to the course at your own leisure.

**NOT IN OUR
COMMUNITY**

[CHOOSE YOUR SECTION](#) [OUR CAMPAIGN](#) [WHO CAN HELP?](#) [NIOC INTERACT](#) [Q](#)

ONLINE GROOMING (YEARS 7-9)

★★★★★ (1)

57% COMPLETE Last activity on 30th March 2021 3:14 pm

IN PROGRESS

This course will give you an introduction to the ways perpetrators groom children and young people online and how you can get help.

COURSE CONTENT

Expand All

Becky's Story



Becky's Story

6 Topics | 6 Quizzes

Expand

Lucas' Story



Lucas's Story

5 Topics | 5 Quizzes

Collapse

Lesson Content

20% Complete | 1/5 Steps



Lucas's Story - Part 1 - Social Media



Lucas's Story - Part 1

HOW TO GUIDE





Completing a course (cont)



4. Once you have worked through the stories you will be able to access the Module Quiz at the bottom of the course page.
 - This quiz is graded with a pass score of 80%
 - If you do not pass, then try again. There are no limits to how many times you attempt the quiz.
 - Once you have scored 80% or above, you will then be awarded a certificate of completion for this course.
5. If you have access to one or more courses, you can then go back to the courses overview page and start working on the next one.


NOT IN OUR COMMUNITYCHOOSE YOUR SECTION OUR CAMPAIGN WHO CAN HELP? NIOC INTERACT 🔍

Becky's Story

 Becky's Story
6 Topics | 6 Quizzes  Expand

Lucas' Story

 Lucas's Story
5 Topics | 5 Quizzes  Expand

 Online Grooming – Module Quiz

HOW TO GUIDE

**NOT IN OUR
COMMUNITY
INTERACT**
Know the signs -
Real stories - Get help

Creating an account with a group code

If you have received a group code from your teacher then you can create your account using the following method.

1. Go to www.notinourcommunity.org/group-enrolment
2. Input the group code you have been provided and fill in the form to create your individual student account.

**NOT IN OUR
COMMUNITY**

[CHOOSE YOUR SECTION](#) [OUR CAMPAIGN](#) [WHO CAN HELP?](#) [NIOC INTERACT](#) [Q](#)

If you have been given a group code by your group leader, enter it here.

Don't have one? Don't worry, you can still access the course for your age group.

First Name

Last Name

Username

User Email

User Password

Confirm Password

Group Code

Submit

If you have already created an account and then receive a group code navigate to the **Group Enrolment** found in the NIOC Interact drop down at the top right. Simply enter the code you have been given and click submit to join the group.